




European  
Commission



# of Erasmus Mundus

## Overall budget (2004-2027)



## Institutional participation (2004-2023)

9,763

**instances of participation as coordinator, full partner or associated partner** in different EM Masters (HEIs and Other types of organisations)<sup>2</sup>

5,523

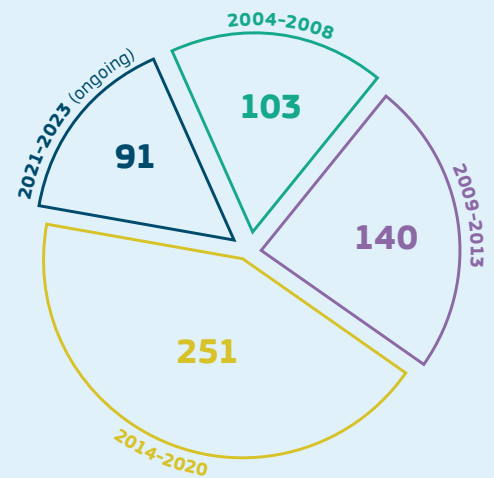
**HEIs instances of participation** as coordinator (585), full partner (2,334) or associated partner (2,604) in different EM Masters<sup>3</sup>

Ca. 600

**Higher Education Institutions (HEIs) from 140 countries**, participating in Master's programmes as coordinator or full partner

## Erasmus Mundus Masters (2004-2023)

**585** Erasmus Mundus Master's projects funded, for **349** unique Master's programmes<sup>1</sup>.



## Top 10 countries with largest participation of HEIs as...

### coordinators and full partners

France	376
Spain	339
Germany	255
Italy	250
Portugal	170
United Kingdom	165
Belgium	143
Netherlands	136
Sweden	118
Poland	93

### associated partners

United States	195
Brazil	166
China	109
Spain	96
France	93
Italy	92
Germany	87
Australia	77
United Kingdom	76
Canada	74



1. Multiple projects (EU grants) for some Erasmus Mundus Master's programmes.  
2. & 3. Multiple involvement of some institutions.

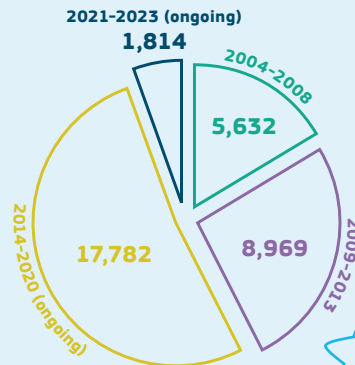
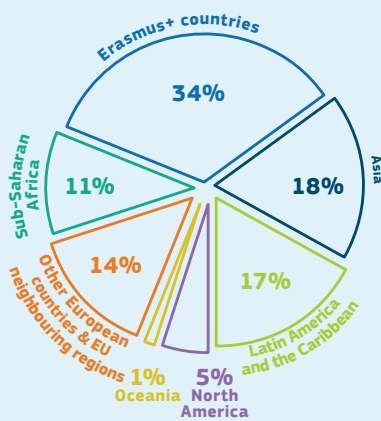
# Student participation

(2004-2023)

Over **34,000** Erasmus Mundus **scholarship holders** from almost **180 countries** (50% female and 50% male) and ca. **13,000 non-scholarship holders**



## Erasmus Mundus scholarship holders by region of origin<sup>4</sup> and funding period



## Top 10 countries of origin of scholarship holders

India	2,199 (6%)
Brazil	1,544 (5%)
China	1,505 (4%)
Mexico	1,357 (4%)
Pakistan	1,236 (4%)
Bangladesh	1,129 (3%)
United States	1,074 (3%)
Ethiopia	926 (3%)
Russian Federation	923 (3%)
Colombia	877 (3%)

## Top 10 countries hosting mobilities of scholarship holders


France	17,457 (16%)
Spain	12,634 (11%)
Germany	10,595 (10%)
Italy	9,890 (9%)
United Kingdom	8,283 (7%)
Belgium	7,274 (7%)
Portugal	6,647 (6%)
Netherlands	5,775 (5%)
Sweden	5,680 (5%)
Norway	3,217 (3%)

**90%** of alumni reported high levels of satisfaction<sup>5</sup>.

Over **111,000 mobilities** by Erasmus Mundus scholarship holders

## Impact

A driving force for internationalisation, innovation in learning and teaching, and improved administration



**74%**

**international cooperation**  
activities at central, faculty and department levels

**65%**

**learning and teaching**  
contents, methods or practices

**59%**

**administrative processes**

reported<sup>6</sup> positive changes in



## Added value for

### students & graduates

- More internationalised curriculum adapted to a global student population
- Enhanced student mobility offer
- Improved services and better recognition of credits earned abroad
- Stronger intercultural competences, better career prospects, and improved personal development

### academics

- Expanded exchange and collaboration opportunities
- Improved teaching skills and competences in the field and on inter/multidisciplinary approaches

### partnerships

- More focused international partnership strategies and new areas of cooperation
- Enhanced provisions for joint (degree) programmes
- Cross-faculty collaboration

### Europe

- Better understanding of the European higher education landscape among HEIs
- Better attitudes towards Europe among graduates
- Broader use of Bologna tools and a strong base for a European degree

4. 27 EU member states and 6 third countries associated to the Erasmus+ programme (status as from May 2024).

5. Based on the survey of Erasmus Mundus graduates from the 2012/13, 2017/18, and 2020/2021 cohorts according to the Erasmus Mundus Graduate Impact Survey 2024 (forthcoming).

6. Based on 256 responses received from experienced academic and administrative staff to two institutional surveys conducted in summer 2023.