



Erasmus+

PIC (Participant Identification Code)

Destriani Nugroho

Delegation of the European Union to Indonesia and Brunei Darussalam

PIC (Participant Identification Code)


- To participate in the Erasmus+ programme, your organisation has to register to the **EUROPEAN COMMISSION AUTHENTICATION SERVICE (ECAS)**
- A **single registration** is required for each organisation.
- **One organisation / university one PIC number only.**
- **Participant Identification Code (PIC) – 9 digit**
- Web-site: <https://ec.europa.eu/info/funding-tenders/opportunities/portal/screen/how-to-participate/participant-register>
- Please keep the legal data of the organisation and programme related information at hand.

Does your organisation has PIC number? How to search a PIC number?

Web-site: <https://ec.europa.eu/info/funding-tenders/opportunities/portal/screen/how-to-participate/participant-register>


Is your organisation already registered? PIC search

Please check whether your organisation has already been registered. If so, no need to register it again.



List of PIC in Brunei

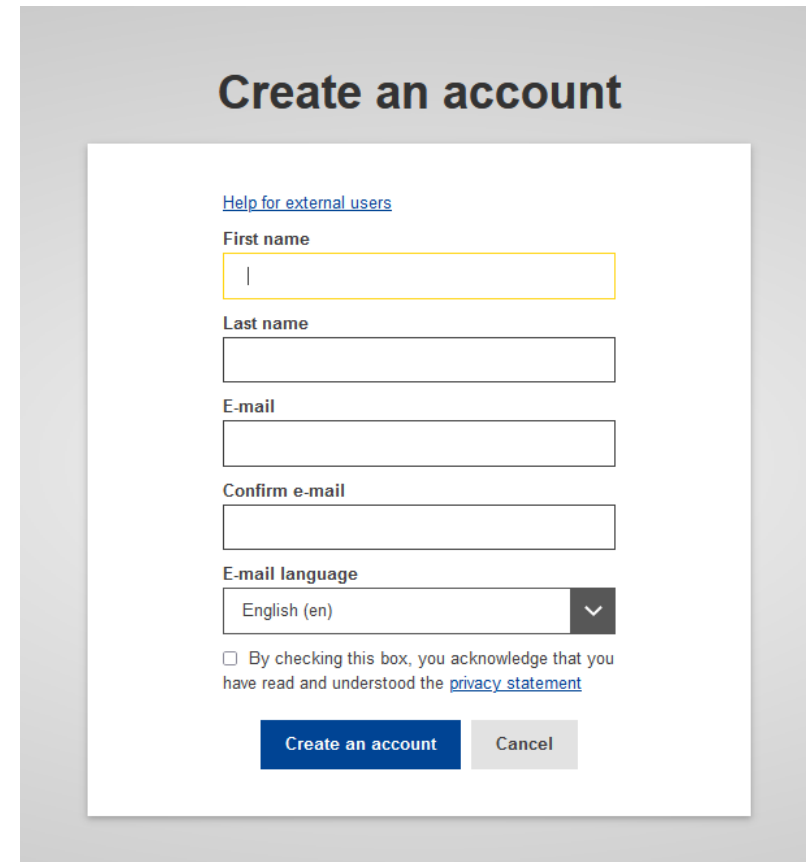
STATUS ↕	COUNTRY ↕	CITY ↕	LEGAL NAME ↕	BUSINESS NAME ↕	PIC ↕
DECLARED	BN	Bandar Seri Begawan	Universiti Teknologi Brunei	Universiti Teknologi Brunei	887848955
VALIDATED	BN	GADONG	UNIVERSITY OF BRUNEI DARUSSALAM	UBD	990721820



No records found for other universities or politeknik, kolej, college in Brunei Darussalam.

How to create PIC? Create EU Login Account

- Each user has to have an EU Login account to log in on the Portal.
- An email confirmation is sent after the Sign Up



Create an account

[Help for external users](#)

First name

Last name

E-mail

Confirm e-mail

E-mail language
English (en)


By checking this box, you acknowledge that you have read and understood the [privacy statement](#)

PIC Registration

Register your organisation

To register your organisation or as a natural person, you need to login into the Portal or, if you are a new user, create your account.

Check what information you need to register in the Online Manual - and keep it to hand during the registration procedure. To start registration, click on the button below.



Register your organisation

You can suspend the registration process at any time: the data entered can be saved as draft and you can continue your registration later. To return to your registration, please log in and get into My Organisation(s) in the My Area section. Incomplete, draft registrations are automatically deleted after one year.

PIC (Participant Identification Code)

- After registration, your organisation will receive a **9-digit PIC (Participant Identification Code) number**
- The PIC number will be used as a reference by the Commission in any future interactions.
- **You can pause the registration process at any time and continue it later.** The system automatically saves your draft registration and will keep it until you complete it or for up to one year after its last edit.
- If you face difficulties in the **validation** of your PIC number, please send email to:
- EuropeAid-PIC-MANAGEMENT@ec.europa.eu

Example of required documents for PIC registration for a university – for “Validated” status.

- Statute
- Declaration of Legal Entity
- Appointment of Legal Entity
- Tax Number
- Other documents



European
Commission

